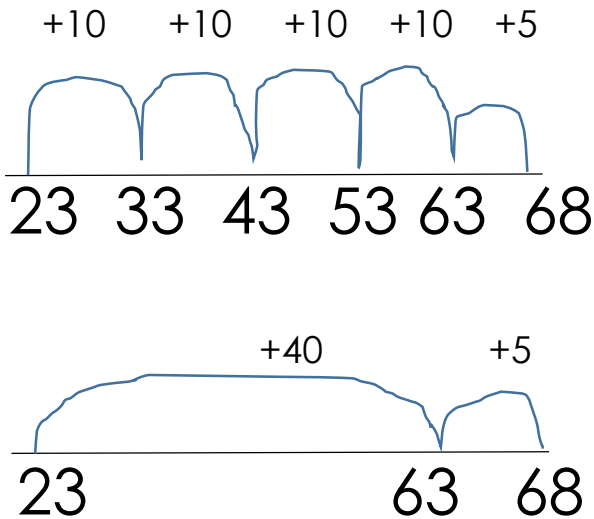


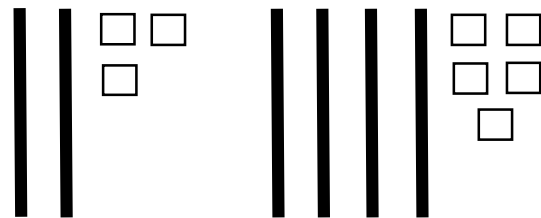
Addition Anchor Chart

$$23 + 45 =$$

Number Line



Base Ten Models



$$60 + 8 = 68$$

Algorithm

$$\begin{array}{r} 13 \\ + 5 \\ \hline 18 \end{array} \quad \begin{array}{r} 23 \\ + 45 \\ \hline 68 \end{array} \quad \begin{array}{r} 11 \\ 4 \\ + 2 \\ \hline 17 \end{array}$$

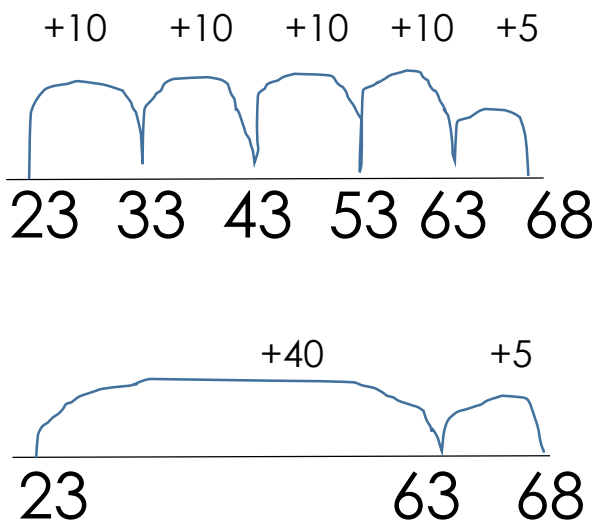
Expanded Form

$$\begin{array}{r} 23 = 20 + 3 \\ + 45 = 40 + 5 \\ \hline 60 + 8 = 68 \end{array}$$

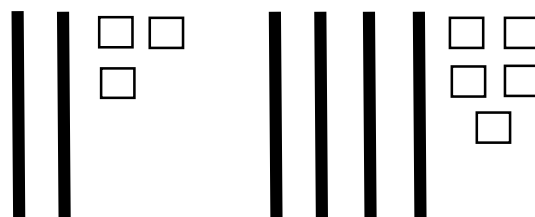
Estrategias de suma

$$23 + 45 =$$

Recta numérica



Valor Posicional



$$60 + 8 = 68$$

Algoritmo

$$\begin{array}{r} 13 \\ + 5 \\ \hline 18 \end{array} \quad \begin{array}{r} 23 \\ + 45 \\ \hline 68 \end{array} \quad \begin{array}{r} 11 \\ 4 \\ + 2 \\ \hline 17 \end{array}$$

Forma Expandida

$$\begin{array}{r} 23 = 20 + 3 \\ + 45 = 40 + 5 \\ \hline 60 + 8 = 68 \end{array}$$