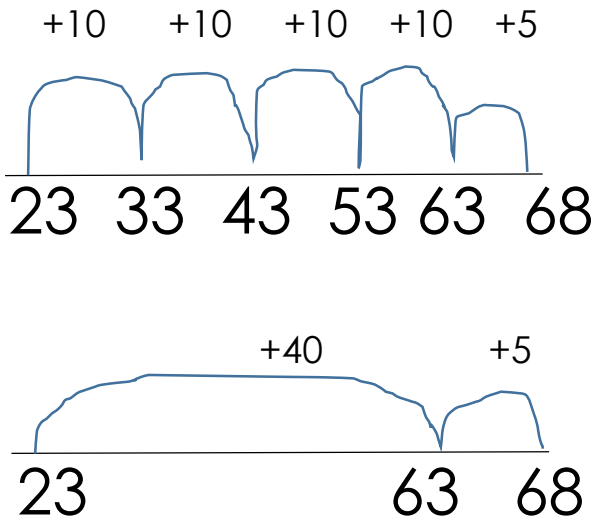


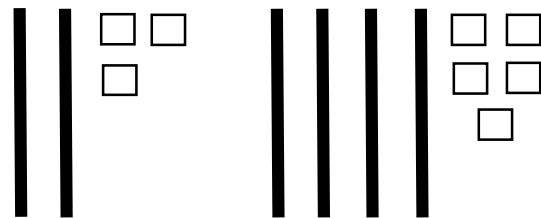
# Addition Anchor Chart

$$23 + 45 =$$

## Number Line



## Base Ten Models



$$60 + 8 = 68$$

## Algorithm

$$\begin{array}{r} 13 \\ + 5 \\ \hline 18 \end{array} \quad \begin{array}{r} 23 \\ + 45 \\ \hline 68 \end{array} \quad \begin{array}{r} 11 \\ 4 \\ + 2 \\ \hline 17 \end{array}$$

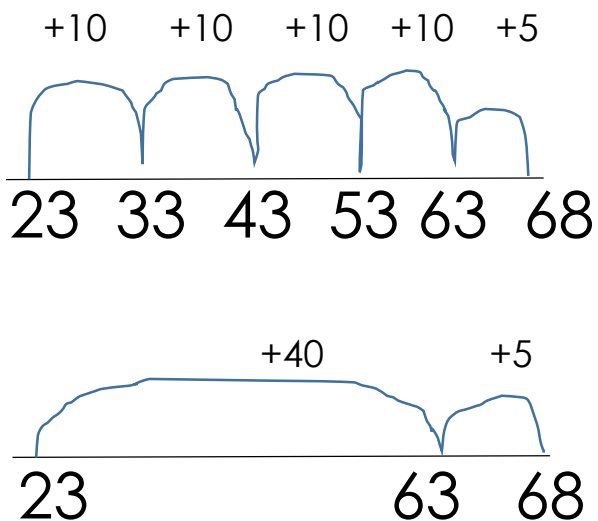
## Expanded Form

$$\begin{array}{r} 23 = 20 + 3 \\ + 45 = 40 + 5 \\ \hline 60 + 8 = 68 \end{array}$$

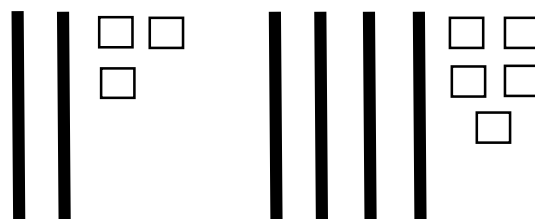
# Estrategias de suma

$$23 + 45 =$$

## Recta numérica



## Valor Posicional



$$60 + 8 = 68$$

## Algoritmo

$$\begin{array}{r} 13 \\ + 5 \\ \hline 18 \end{array} \quad \begin{array}{r} 23 \\ + 45 \\ \hline 68 \end{array} \quad \begin{array}{r} 11 \\ 4 \\ + 2 \\ \hline 17 \end{array}$$

## Forma Expandida

$$\begin{array}{r} 23 = 20 + 3 \\ + 45 = 40 + 5 \\ \hline 60 + 8 = 68 \end{array}$$